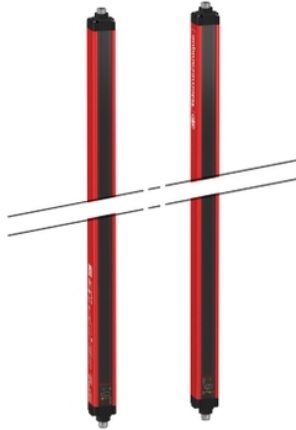


XUSL4E2BB051NM

XUSL tipa 4 - Master - za zaščito telesa - 510 mm



Glavno

Serija izdelka	Telemecanique Safety light curtains XUSL
Izdelek ali sestavni del	Varnostna svetlobna zavesa tipa 4
Kratko ime naprave	XUSL4E
Tip izhoda	2 Varnost izhodi OSSD Polprevodni PNP Odpravljanje obloka)
[Sn] Nazivna razdalja zaznavanja	0...12 M Z okablenjem 0...4 M Z okablenjem
[Hp] Height protected	510 Mm
Število žarkov	2
Space between beams	500 Mm
Type of start / restart	Priročnik Avtomatsko
External Device Monitoring (EDM)	Z ožičenjem izbran

Komplementarno

Sistem zaznavanja	Oddajno-sprejemni sistem
Sestava kompleta	Prilagodljiv namestitveni nosilec 1 Sprejemnik(i) 1 Oddajnik(i) 1 uporabniški priročnik s certifikatom o skladnosti na CD-ROM-u
[EAA] effective aperture angle	2,5 ° Pri 3 m
Emisije	IR LED 950 nm
[Us] Nazivna napajalna napetost	24 V DC +/- 20 %
Dobava	Napajanje IEC 61496-1 Napajanje IEC 60204-1
[Ie] nazivni obratovalni tok	2 A
Poraba toka	42 mA Brez obremenitve Oddajnik 83 mA Brez obremenitve Sprejemnik 42 mA Oddajnik 900 mA Z maksimalnim bremenom Sprejemnik
Izhodne tokovne meje	0,4 A Varnost izhodi OSSD
Izhodna napetost	24 V
Tip izhodnega tokokroga	DC
Maksimalen padec napetosti	<0,5 V
Lokalno signaliziranje	1 Večbarvna LED Oddajnik 2 Dvobarvno LED-ice Sprejemnik
Električna povezava	1 moški konektor M12 5 zatičev Oddajnik 1 moški konektor M12 8 zatičev Sprejemnik
Funkcija na voljo	Test Utišanje prek zunanjega varnostnega modula XPSLCMUT1160 LED prikazovanje obratovalnih načinov in napak
Označevanje	CE
Material	Aluminij: Ohišje Polikarbonat: Prednja plošča Polipropilen: Zaključni pokrovček/ki
Barva ohišja	Rdeča RAL 3000
Način pritrdjevanja	S pritrditvijo nosilcev
Teža izdelka	1,1 Kg

The information provided in this documentation contains general descriptions and/or technical characteristics of the performance of the products contained herein. This documentation is not intended as a substitute for and is not to be used for determining suitability or reliability of these products for specific user applications. It is the duty of any such user or integrator to perform the appropriate and complete risk analysis, evaluation and testing of the products with respect to the relevant specific application or use thereof. Neither Schneider Electric Industries SAS nor any of its affiliates or subsidiaries shall be responsible or liable for misuse of the information contained herein.

Tip ponudbe	Standardna oddaljenost
Topologija	Marjetična veriga Glavni

Okolje

Direktive	89/655 / EGS - delovna oprema 98/37/EEC - stroji 89/336 / EGS - elektromagnetna združljivost
Certifikati izdelkov	TÜV CULus CE
Safety level (correctly wired)	Tip 4 IEC 61496-1 SIL 3 IEC 61508 SILCL 3 IEC 62061 Kategorija 4 EN/ISO 13849-1 PL = e EN/ISO 13849-1
Optical characteristic	Odpornost na svetlobne motnje EN/IEC 61496-2
Mission time	20 Let/O/IA
Zanesljivost varnostnih podatkov	PFHd = 6.89E-9 1 / h IEC 61508
Temperatura okoliškega zraka za delovanje	-30...55 °C -10...55 °C
Temperatura okoliškega zraka za skladiščenje	-25...70 °C -35...70 °C
Relativna vlažnost	0...95 % Brez kondenzacije
IP stopnja zaščite	IP65 IP67
Odporno proti udarcu	10 Gn 16 ms IEC 61496-1
Odpornost proti vibracijam	0,35 +/- 0,05 mm 10...55 Hz)IEC 61496-1

Embalažna enota

Tip enote v embalaži 1	PCE
Število enot v embalaži 1	1
Teža embalaže 1	2,2 Kg
Višina embalaže 1	13,5 Cm
Širina embalaže 1	19,5 Cm
Dolžina embalaže 1	60,0 Cm

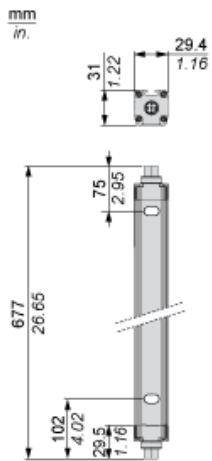
Trajnost ponudbe

Status trajnostne ponudbe	Izdelek Green Premium
Uredba REACH	Izjava REACH
REACH, brez snovi SVHC	Da
Direktiva EU ROHS	Proaktivno zagotavljanje skladnosti (izdelek je zunaj področja uporabe direktive EU RoHS) Izjava EU RoHS
Brez strupenih težkih kovin	Da
Brez živega srebra	Da
Informacije o izvzetju iz RoHS	Da
Razkritje okoljskih podatkov	Okoljski Profil Izdelka
Profil krožnega gospodarstva	Informacije O Izteku Življenjske Dobe

Pogodbena garancija

Garancija	18 months
-----------	-----------

Dimensions



Mounting and Clearance

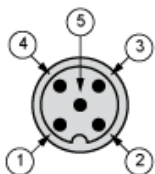


- (1) Insert
- (2) Bracket
- (3) Washer
- (4) Spring washer
- (5) Nut

Wiring Diagrams

Transmitter Connections

Master primary connector at the bottom

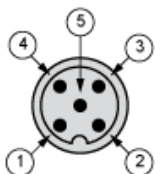


- (1) +24 Vdc
- (2) Configuration_0
- (3) 0 Vdc
- (4) Configuration_1
- (5) FE

Transmitter configurations and operating modes

	High range option	Low range option	Transmitter in Test state	Forbidden wiring
Pin 4 : Configuration_1	24 V	0 V	0 V	24 V
Pin 2 : Configuration_0	0 V	24 V	0 V	24 V

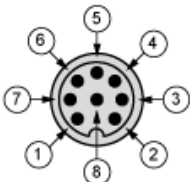
Master secondary connector at the top



- (1) +24 Vdc
- (2) Master/Slave_A
- (3) 0 Vdc
- (4) Master/Slave_B
- (5) FE

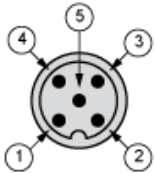
Receiver Connections

Master primary connector at the bottom



- (1) OSSD1
- (2) + 24 V
- (3) OSSD2
- (4) Configuration_A
- (5) K1_K2 Feedback/Restart
- (6) Configuration_B
- (7) 0 Vdc
- (8) FE

Master secondary connector at the top

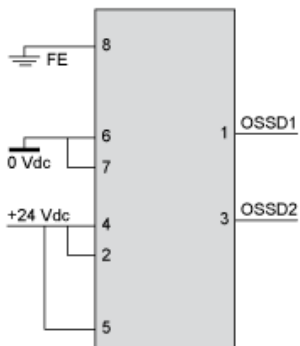


- (1) +24 Vdc
- (2) Master/Slave_A
- (3) 0 Vdc
- (4) Master/Slave_B
- (5) FE

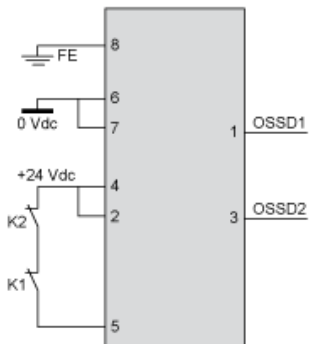
Receiver Configurations and Operating Modes

Automatic Start/Restart

Without External Device Monitoring (EDM) feedback loop

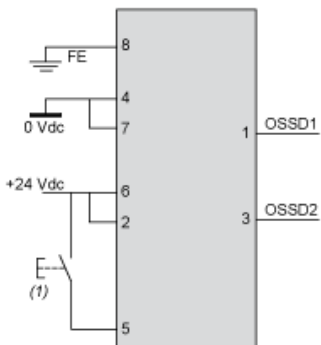


With External Device Monitoring (EDM) feedback loop



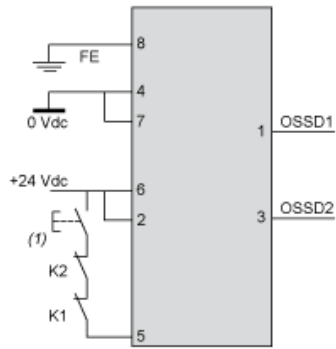
Manual Start/Restart

Without External Device Monitoring (EDM) feedback loop



- (1) Restart

With External Device Monitoring (EDM) feedback loop



(1) Restart

Connecting to a Safety Interface

Discover XUSL4E14F016N by

- Characteristics
- Dimensions Drawings
- Mounting and Clearance
- Connections and Schema
- Download & Documents**

Download & Documents 1 to 9 of 9

Image of product

Generic image for XUSL standard sensing distance SILENT 2014-12-11 (Se ▼)

Product environmental

XUSL4E..., XUSL2E... Safety Light Curtain, Product Environmental Profile English 2014-09-08 pdf ▼

End of life manual

XUSL4E..., XUSL2E... Safety Light Curtain, Product End-of-Life Instructions English 2014-09-08 pdf ▼

Application solutions

Safety light curtains association with safety interfaces English 2016-01-08 pdf ▼

Catalog

Safety light curtains Preventa XUSL English 2015-05-18 pdf ▼

User guide

XUSL2E..., XUSL4E... Type 2 and Type 4 Safety Light Curtains, User Manual English 2015-06-25 pdf ▼

- 1 : Click on Download & Documents
- 2 : Click on Application solutions

To have all connection schematics concerning our safety module, select "download and document" and download the file "Safety light curtains association with safety interfaces"